

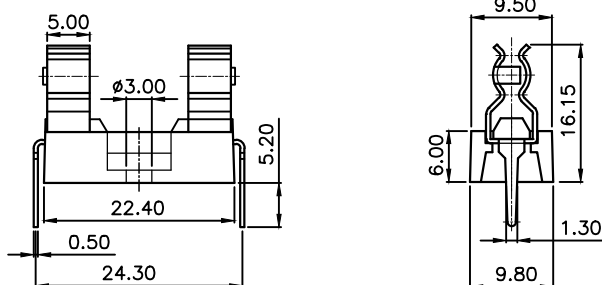
PRODUCT CODE:-

PBF-14

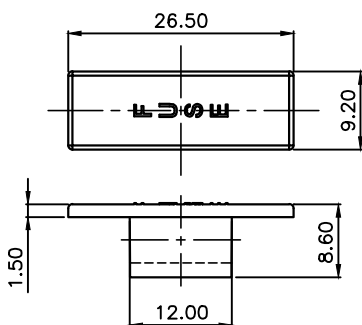
CATEGORY:-

PCB MOUNTING FUSE HOLDER

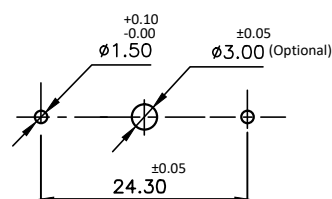
BASIC DIMENSIONS:-



FUSE CAP



MOUNTING DETAILS



SPECIFICATION TABLE:-

SR.NO	PARAMETER		SPECIFICATION
1	Type		PCB mounting fuse holder with cover.
2	Fuse Link Size		∅5.0x 20.00
3	V/A Rating		6.30A 250V AC
4	Contact Resistance (Initial)		10m Ohms Max.
5	Insulation Resistance at 500V DC		1000M Ohms Min.
6	H.V.Break Down Test (1-Minute)		2KV AC
7	Mounting		PCB-type
8	Terminals		Solder-type
9	Permissible Temp.	(a) With/Without Load	-20°C TO +85°C
		(b) For Soldering	270° for 5 Sec. Max.
10	Material	(a) Body	Nylon GF
		(b) Terminals	Brass, Tin Plated
11	Reference Standard		IEC-60127-6
12	Compliance marking		(On Request)

						APP	20.05.14	GJG	<p>Plot E-4, Kagal Five Star MIDC, Kagal, Kolhapur, MH - 416236, India Elcom International Pvt. Ltd. www.elcom-in.com</p>	
						CHK	20.05.14	PGP		
						DRN	20.05.14	<i>WSP</i>		
REV	IS	WAS	DATE	SIGN	APP.	BY	DATE	SIGN		
UNSP.TOLERANCE			DIMNS. IN	WT(Gm)	SCALE:-	PROJECTION	SHEET	DRAWING NUMBER		
OVER	-	1	10	mm	Max.	NTS.		1 OF 1	P P B F 2 0 1 4	
UP TO	1	10	-	Moulding, plating details as per Bill of Material Unspecified colour is Black, GF:Glass filled.						REVISION
±	0.2	0.3	0.5							0

F:ENG-08.00

Note: Technical specifications are subject to change without prior notice

Copyright © 2019 by Elcom International Pvt.Ltd, India. All rights reserved